



Genesis Staage

Portable Vertical Wheelchair Lift

Technical Information

Specifications

Rated Load	340 kg (750 lbs)
Speed	3 meters (10 ft) per minute
Drive System	2 HP Motor drives a 1" ACME screw
Travel Range	Up to 44"
Clear Platform Area	Standard: 36" x 52 3/4" with lower landing platform gate. 36" x 54 1/2" without lower landing platform gate.
Safety Devices	Self Locking Drive System Emergency Stop Switch Audible Emergency Alarm Under Platform Sensor Gate Interlocks Lockout Key Switch Safety Drive Nut (engages if drive nut fails) Manual emergency lowering
Footprint	68 7/8" x 57 3/4" including wheels
Controls	Up/Down continuous pressure directional controls
Power Requirements	120 VAC mains power from a standard plug-in receptacle

Features

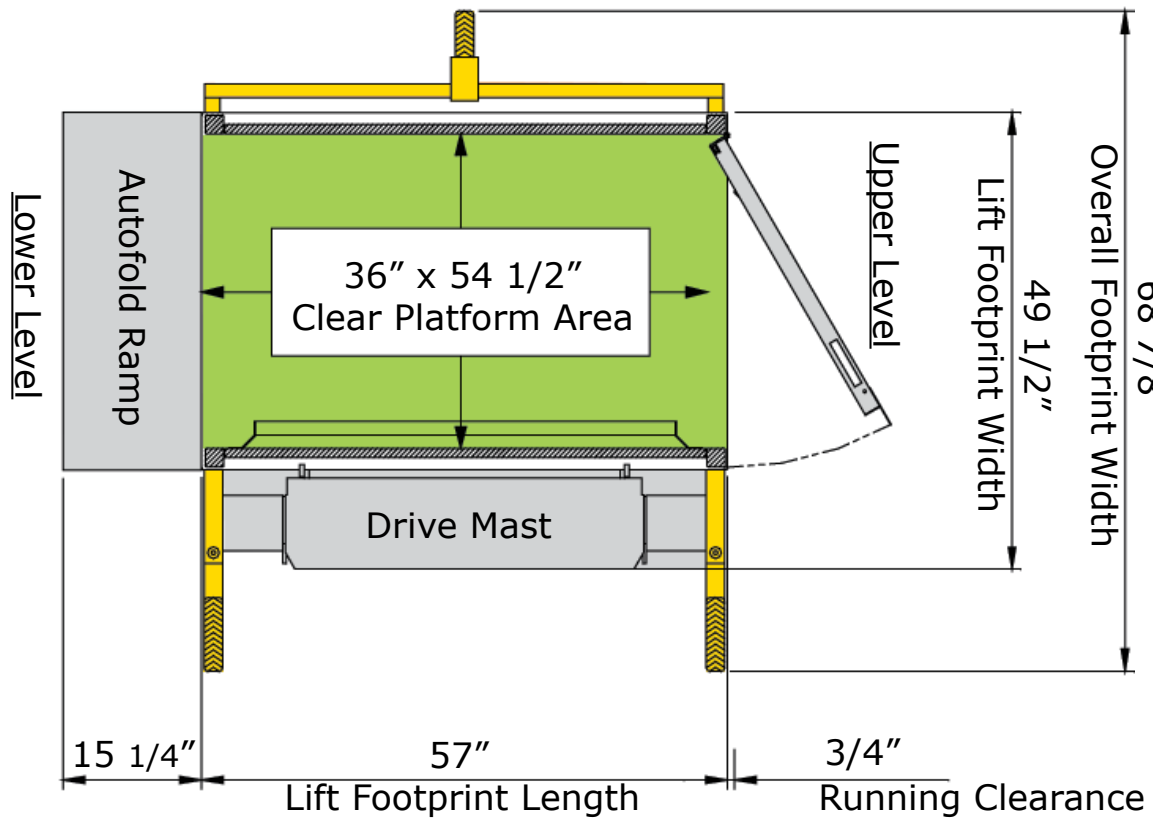
Standard	Left/Right mast and platform configuration. Autofold ramp and wheelchair barrier Platform sidewalls. Upper landing platform gate. Lower landing call station Manual emergency lowering. Adjustable upper landing height. 3 wheel portable system. Power cord and plug - 10 feet
Optional	Lower landing platform gate (not shown in illustrations) Upper landing call station. Optional paint colors (RAL)

Finishes

Steel Panels and framework are finished with Silver Moon paint. The gate frames and mast rails are painted Silver Moon aluminum extrusions.

Dimensions

Clearance Diagram




NOTE: The Genesis Stage is not intended for permanent fixed installation.




Garaventa Lift

T 604 594 0422 · **T** 800 663 6556 (toll free North America)
E info@garaventalift.com · **I** www.garaventalift.com



Authorized Garaventa Lift Representative

© Garaventa Lift. As we are continuously improving our products, specifications outlined in this brochure are subject to change without notice.

 Printed in Canada
17396-M-PB-EN